

Une belle rose



@sun-ci
weibo.com/suncici

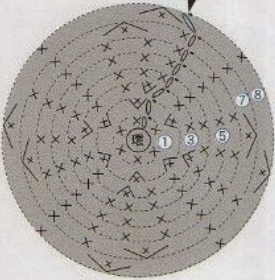
85

erms, gansu < Gansu > 2 / 翻翻高 (107.5-10g)
规格: 15-11.5 针数: 1- 半上起针
线材: 4股

花瓣 (A) 8片 (12针起, 12针收)



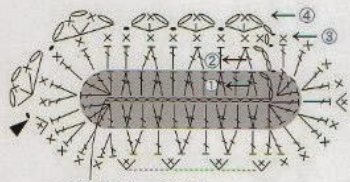
花芯 (A) 104
2圈




行数	针数	加减针
8	8	-4针
7	12	-4针
6	16	/
5		
4	16	+4针
3		
2	12	+6针
1	6	

在裡面塞入手工藝棉，
讓線穿過第8行的針眼
並縮緊

花瓣 (B) ①·②=104 ③·④=102
2片



開頭: 總針 (16目) 起針

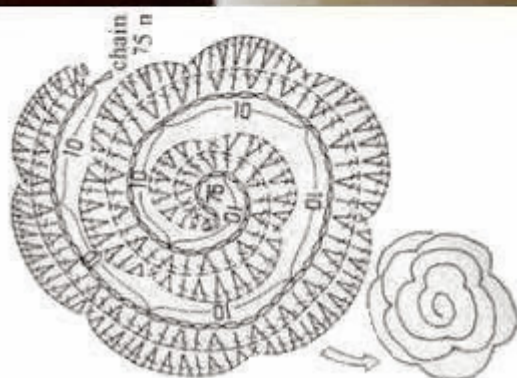


©

@濮阳小新

@sun-ci
weibo.com/suncici


Modèle de rose au crochet



Une rose au crochet




Rose au crochet



Robe fleurie rose





Motif 1



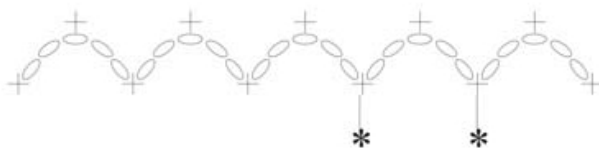
Demi motif 1



Motif 2



Ponts d'arches



Légende

- = maille en l'air
- + = maille serrée
- † = bride
- ⋮ = demi-bride
- Répéter de * à *